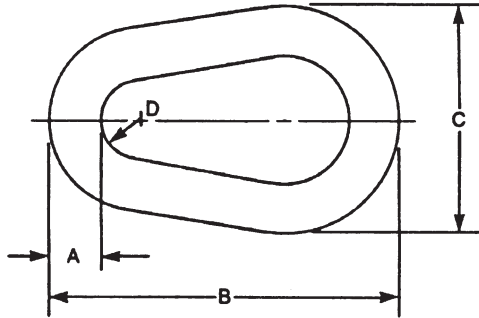




Hardware

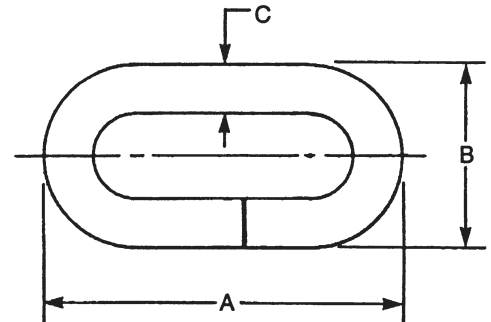
Pear Ring



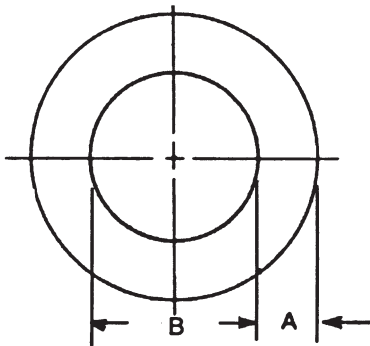
Chain Size		Dimensions								Weight	
		Inches				mm					
mm	Inches	A	B	C	D	A	B	C	D	Kg	Lbs.
42	1-5/8	2.10	8.30	3.90	1.30	53	211	99	33	12	26
44	1-3/4	2.25	11.50	4.19	1.38	57	292	106	35	17	38
51	2	2.50	13.73	4.91	1.64	64	349	125	42	26	57
58	2-1/4	2.75	14.50	5.37	1.73	70	368	136	44	33	73
64	2-1/2	3.00	16.16	5.92	1.92	76	410	150	49	43	95
70	2-3/4	3.50	17.70	6.47	2.11	89	450	164	54	65	143
76	3	3.75	19.21	6.82	2.28	95	488	173	58	80	176
89	3-1/2	4.25	23.90	8.77	2.85	108	607	223	72	127	280
102	4	4.75	26.22	9.61	3.13	121	666	244	80	175	385

End Link

Chain Size		Dimensions						Weight	
		Inches			mm				
mm	Inches	A	B	C	A	B	C	Kg	Lbs.
42	1-5/8	10.97	6.50	1.95	279	165	50	9	20
44	1-3/4	11.81	6.91	2.10	300	176	53	11	24
51	2	13.50	7.90	2.40	343	201	61	17	37
58	2-1/4	15.19	8.89	2.70	386	226	69	24	53
64	2-1/2	16.88	9.88	3.00	429	251	76	32	71
70	2-3/4	18.56	10.86	3.30	471	276	84	43	95
76	3	20.25	11.85	3.60	514	301	91	55	122
89	3-1/2	23.65	13.83	4.20	601	351	107	90	197
102	4	27.00	15.80	4.80	686	401	122	133	292



Ring



Chain Size		Dimensions				Weight	
		Inches		mm			
mm	Inches	A	B	A	B	Kg.	Lbs.
42	1-5/8	3.16	8.15	80	207	36	78
44	1-3/4	3.41	8.78	87	223	45	100
51	2	3.66	10.24	93	260	59	130
58	2-1/4	5.25	11.70	133	297	147	325
64	2-1/2	5.25	11.70	133	297	147	325
70	2-3/4	5.25	11.70	133	297	147	325
76	3	5.50	13.16	140	334	180	396
89	3-1/2	5.75	13.16	146	334	198	437
102	4	7.31	19.00	186	483	448	987