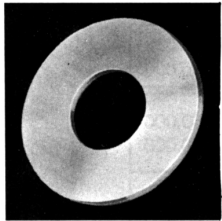


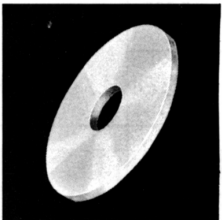


## Washers



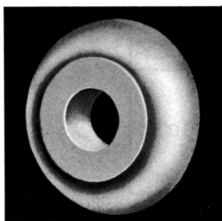
### Galvanized Flat Washer (U.S.S.)

| Bolt Size | Outside Diameter | Hole Diameter | American Standard Gauge | Approx. Lbs. Per M Pcs. | Approx. No./Pcs. Per Lb. |
|-----------|------------------|---------------|-------------------------|-------------------------|--------------------------|
| 1/4       | 3/4              | 5/16          | 16 (1/16)               | 6.7                     | 149.0                    |
| 3/8       | 1                | 7/16          | 14 (5/64)               | 14.9                    | 67.0                     |
| 1/2       | 1-3/8            | 9/16          | 12 (7/64)               | 38.5                    | 26.0                     |
| 5/8       | 1-3/4            | 11/16         | 10 (9/64)               | 77                      | 13.0                     |
| 3/4       | 2                | 13/16         | 9 (5/32)                | 110                     | 9.1                      |
| 7/8       | 2-1/4            | 15/16         | 8 (11/64)               | 153                     | 6.5                      |
| 1         | 2-1/2            | 1-1/16        | 8 (11/64)               | 188                     | 5.3                      |
| 1-1/8     | 2-3/4            | 1-1/4         | 8 (11/64)               | 220                     | 4.5                      |
| 1-1/4     | 3                | 1-3/8         | 8 (11/64)               | 260                     | 3.8                      |
| 1-3/8     | 3-1/4            | 1-1/2         | 7 (3/16)                | 333                     | 3.0                      |
| 1-1/2     | 3-1/2            | 1-5/8         | 7 (3/16)                | 385                     | 2.6                      |
| 1-5/8     | 3-3/4            | 1-3/4         | 7 (3/16)                | 448                     | 2.3                      |
| 1-3/4     | 4                | 1-7/8         | 7 (3/16)                | 500                     | 2.0                      |
| 1-7/8     | 4-1/4            | 3             | 7 (3/16)                | 569                     | 1.8                      |
| 2         | 4-1/2            | 2-1/8         | 7 (3/16)                | 630                     | 1.6                      |
| 2-1/4     | 4-3/4            | 2-3/8         | 5 (7/32)                | 826                     | 1.2                      |
| 2-1/2     | 5                | 2-5/8         | 4 (15/64)               | 961                     | 1.0                      |
| 2-3/4     | 5-1/4            | 2-7/8         | 3 (1/4)                 | 1100                    | .9                       |
| 3         | 5-1/2            | 3-1/8         | 2 (9/32)                | 1300                    | .8                       |



### Galvanized Dock Washer

| Bolt Size | Outside Diameter | Hole Diameter | Thick | Approx. Wt. Per CPCS. | Approx. No. Per CWT |
|-----------|------------------|---------------|-------|-----------------------|---------------------|
| 5/8       | 3                | 11/16         | 1/4   | 48.8                  | 205                 |
| 3/4       | 3                | 13/16         | 1/4   | 48.1                  | 208                 |
| 7/8       | 3                | 15/16         | 1/4   | 46.5                  | 215                 |
| 1         | 3-1/4            | 1-1/16        | 1/4   | 54.1                  | 185                 |
| 1-1/8     | 3-5/8            | 1-1/4         | 3/8   | 106.0                 | 94                  |
| 1-1/4     | 4                | 1-3/8         | 1/2   | 161.0                 | 62                  |




### Galvanized O.G. Washer

| Bolt Size | Outside Diameter | Hole Diameter | Thick | Approx. Wt. Per CPCS. | Approx. No. Per CWT |
|-----------|------------------|---------------|-------|-----------------------|---------------------|
| 1/2       | 2                | 5/8           | 1/2   | 27                    | 370                 |
| 5/8       | 2-3/4            | 3/4           | 5/8   | 56                    | 179                 |
| 3/4       | 3                | 7/8           | 3/4   | 95                    | 105                 |
| 7/8       | 3-1/2            | 1             | 7/8   | 124                   | 81                  |
| 1         | 4                | 1-1/8         | 1     | 180                   | 56                  |
| 1-1/8     | 4-1/4            | 1-1/4         | 1-1/8 | 240                   | 42                  |
| 1-1/4     | 4-1/2            | 1-3/8         | 1-1/4 | 258                   | 39                  |
| 1-1/2     | 5-1/4            | 1-5/8         | 1-1/2 | 464                   | 22                  |



## Coil Ties\*



B-2 Four Strut Coil Tie

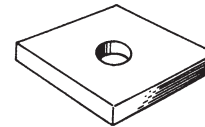
### B-1\*, B-2\*, B-3\*, B-4\*, B-35

| Tie Length            | B-1, 1" Dia.<br>(13,500 Lbs.)<br>Standard 2-Strut<br>Wt. Lbs. | B-2, 1" Dia.<br>(18,000 Lbs.)<br>Standard 4-Strut<br>Wt. Lbs. | B-2, 1-1/4" Dia.<br>(27,000 Lbs.)<br>Standard 4-Strut<br>Wt. Lbs. |
|-----------------------|---|---|---|
| 6" to 8"              | 142.0   | 160.0   | 225.0   |
| Over 8" to 9"         | 159.0   | 180.0   | 258.0   |
| Over 9" to 10"        | 167.0   | 190.0   | 275.0   |
| Over 10" to 11"       | 175.0   | 200.0   | 291.0   |
| Over 11" to 12"       | 183.0   | 210.0   | 307.0   |
| Over 12" to 13"       | 191.4   | 220.3   | 324.5   |
| Over 13" to 14"       | 199.8   | 230.6   | 342.0   |
| Over 14" to 15"       | 208.2   | 240.9   | 359.5   |
| Over 15" to 16"       | 216.6   | 251.2   | 377.0   |
| Over 16" to 17"       | 225.0   | 261.5   | 394.5   |
| Over 17" to 18"       | 233.4   | 271.8   | 412.0   |
| Over 18" to 19"       | 241.8   | 282.0   | 429.5   |
| Over 19" to 20"       | 250.2   | 292.4   | 447.0   |
| Over 20" to 21"       | 258.6   | 302.7   | 464.5   |
| Over 21" to 22"       | 267.0   | 313.0   | 482.0   |
| Over 22" to 23"       | 275.4   | 323.3   | 499.5   |
| Over 23" to 24"       | 283.8   | 333.6   | 517.0   |
| Over 24" to 25"       | 292.2   | 343.9   | 534.5   |
| Over 25" to 26"       | 300.6   | 354.2   | 552.0   |
| Over 26" to 27"       | 309.0   | 364.5   | 569.5   |
| Over 27" to 28"       | 317.4   | 374.8   | 587.0   |
| Over 28" to 29"       | 325.8   | 385.1   | 604.5   |
| Over 29" to 30"       | 334.2   | 395.4   | 622.0   |
| Over 30" to 31"       | 342.6   | 405.7   | 639.5   |
| Over 31" to 32"       | 351.0   | 416.0   | 657.0   |
| Over 32" to 33"       | 359.4   | 426.3   | 674.5   |
| Over 33" to 34"       | 367.8   | 436.6   | 692.0   |
| Over 34" to 35"       | 376.2   | 446.9   | 709.5   |
| Over 35" to 36"       | 384.6   | 457.2   | 727.0   |
| Over 36" to 37"       | 393.0   | 467.5   | 744.5   |
| Over 37" to 38"       | 401.4   | 477.8   | 762.0   |
| Over 38" to 39"       | 409.8   | 488.1   | 779.5   |
| Over 39" to 40"       | 418.2   | 498.4   | 797.0   |
| Over 40" to 41"       | 426.6   | 508.7   | 814.5   |
| Over 41" to 42"       | 435.0   | 519.0   | 832.0   |
| Over 42" to 43"       | 443.3   | 529.3   | 849.5   |
| Over 43" to 44"       | 451.8   | 539.6   | 867.0   |
| Over 44" to 45"       | 460.2   | 549.9   | 884.5   |
| Over 45" to 46"       | 468.6   | 560.2   | 902.0   |
| Over 46" to 47"       | 477.0   | 570.5   | 919.5   |
| Over 47" to 48"       | 485.4   | 580.8   | 937.0   |
| Ea. 1" over 48" add   | 8.4   | 10.3  | 17.5  |
| B-3 screw-on add      | 20.0  | 20.0  | 30.6  |
| †B-4 Water Seal add   | 32.0  | 32.0  | 64.0  |
| B-35 machine thread   | -   | -   | -   |
| Coil Ties over 16 ft. | -   | -   | -   |

† Neoprene Water Seal furnished as standard, metal Water Seal available on special order.

WARNING: Refer to the information published in our Formwork Accessory Handbook before using this product

## Flat Washer



B-11

| Mfg. No. | Bolt Dia. | Type     | Size            | Wt. Lbs. |
|----------|-----------|----------|-----------------|----------|
| 46500    | 1/2"      | Standard | 3" x 4" x 1/4"  | 90.0     |
| 46600    | 1/2"      | Heavy    | 4" x 5" x 1/4"  | 146.0    |
| 46700    | 3/4"      | Standard | 4" x 5" x 1/4"  | 144.0    |
| 46850    | 3/4"      | Heavy    | 5" x 5" x 3/8"  | 285.0    |
| 46925    | 1"        | Standard | 5" x 5" x 7/16" | 330.0    |
| 46950    | 1"        | Heavy    | 7" x 7" x 3/4"  | 1,160.0  |
| 47000    | 1-1/4"    | Standard | 5" x 5" x 7/16" | 330.0    |
| 47100    | 1-1/4"    | Heavy    | 7" x 7" x 3/4"  | 1,150.0  |
| 47110    | 1-1/2"    | Standard | 5" x 5" x 3/4"  | 544.0    |
| 47120    | 1-1/2"    | Heavy    | 7" x 7" x 3/4"  | 1,140.0  |

Other sizes available P.O.A.

WARNING: Refer to the information published in our Formwork Accessory Handbook before using this product.

## Coil Rod

High Tensile Strength (Minimum Safety Factor 2 To 1) See Product P-49 For Low Tensile Strength Rod



B-12

| Mfg. No. | Dia.   | Stock Length | Stock Bundles | Stock Lifts | Safe Working Load (Lbs.) | Wt. Lbs. |
|----------|--------|--------------|---------------|-------------|--------------------------|----------|
| 46122    | 1/2"   | 12'          | 120'          | 2,400'      | 9,000                    | 53.0     |
| 46125    | 5/8"   | 12'          | -             | 1,200'      | 12,000                   | 85.0     |
| 46228    | 3/4"   | 12'          | -             | 1,200'      | 18,000                   | 115.0    |
| 46325    | 7/8"   | 12'          | -             | 1,200'      | 24,000                   | 167.0    |
| 46328    | 1"     | 12'          | -             | 600'        | 38,000                   | 204.0    |
| 46423    | 1-1/4" | 12'          | -             | 240'        | 56,000                   | 348.0    |
| 46470    | 1-1/2" | 12'          | -             | 240'        | 68,000                   | 601.0    |

NOTE: Left-hand coil thread available P.O.A. 1-1/8" diameter available on request. For lengths less than 12 ft., refer to D-18 continuous coil threads. Longer lengths available P.O.A.

WARNING: Refer to the information published in our Formwork Accessory Handbook before using this product.

## Coil Nuts\*

For Heavy Coil Hex Nuts, See B-25



B-13

| Mfg. No. | Dia.   | Wt. Lbs. | Packaging |
|----------|--------|----------|-----------|
| 45600    | 1/2"   | 7.0      | 1,000     |
| 100515   | 5/8"   | 10.7     | 500       |
| 45700    | 3/4"   | 12.6     | 500       |
| 100520   | 7/8"   | 30.0     | -         |
| 45800    | 1"     | 44.1     | 150       |
| 108040   | 1-1/8" | 59.2     | -         |
| 45900    | 1-1/4" | 75.8     | 70        |
| 45910    | 1-1/2" | 128.3    | 40        |

WARNING: Refer to the information published in our Formwork Accessory Handbook before using this product.